

Net Asset Value		Performance	BG EQT	Key Figures	BG EQT
BG Equity Quantitative Trading	€23.3m	MTD	-5.90%	Last 3 Months	-4.00%
		YTD	-4.64%	Last 12 Months	10.44%
Total UCITS	€0.7bn	ITD	29.57%	Best Month	7.06%
		Annualized	6.36%	Worst Month	-9.58%
		Annualized Daily Vol	15.26%	Worst Peak trough drawdown (monthly)	-21.30%

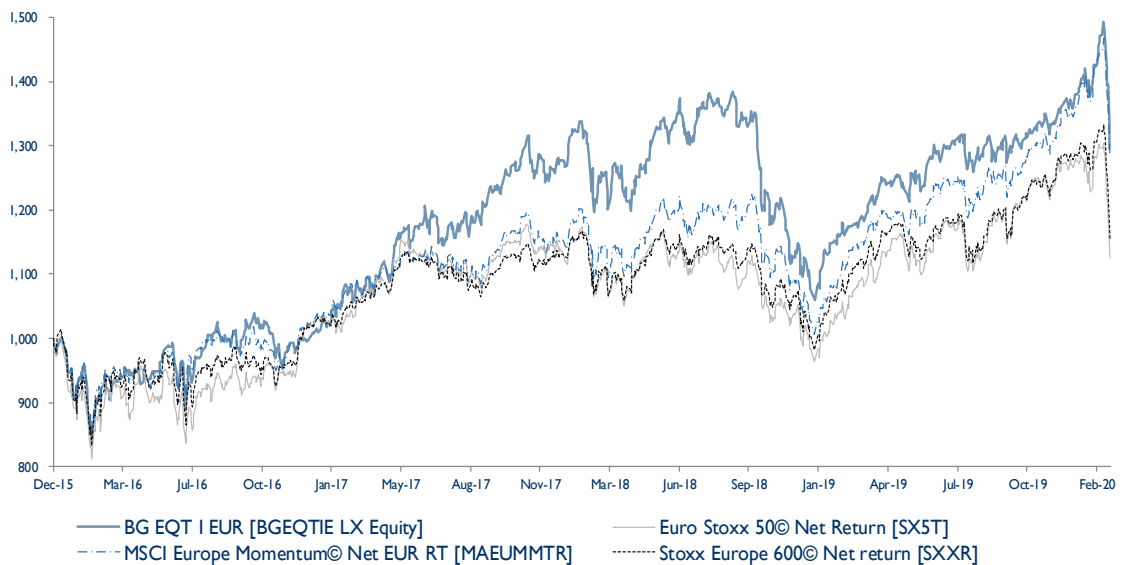
OBJECTIVE

BG Equity Quantitative Trading aims to profit from long exposures to equity or equity-linked securities of companies domiciled or exercising the predominant part of their economic activity in Europe. The genesis of Boussard & Gavaudan Equity Quantitative Trading ("BG EQT") is as a quantitative strategy which aims to generate outperformance over benchmark indices and particularly in a down trending market. BG EQT was developed as an internal risk sleeve to complement our core fundamental investment portfolio. The investment process in BG EQT - portfolio construction, selection and weighting of assets - is based on quantitative models developed by BG Asset Management.

KEY FEATURES

- A 4-step investment process is based on long-term and short-term momentum strategies, a trend following strategy, and a strategy to handle asset allocation
- Currency-hedged in Euro
- Universe of 800 European stocks based on liquidity with a control for industry and country bias
- Invested in about 50 stocks
- Market cap from EUR 500m to multi-bn

HISTORICAL PERFORMANCE



Class I EUR	Jan	Feb	Mar	Apr	May	Jun	July	Aug	Sept	Oct	Nov	Dec	YTD	ITD*
2020	1.34%	(5.90%)											(4.64%)	29.57%
2019	7.06%	1.24%	4.90%	1.76%	(1.39%)	3.82%	1.84%	(0.47%)	1.27%	(0.15%)	2.70%	0.68%	25.53%	35.88%
2018	2.90%	(4.08%)	(2.96%)	5.25%	3.58%	(0.50%)	3.86%	0.58%	(2.74%)	(9.58%)	(6.38%)	(4.42%)	(14.57%)	8.25%
2017	2.45%	2.67%	2.90%	5.63%	1.48%	(1.68%)	2.01%	2.10%	3.37%	4.35%	(2.84%)	0.80%	25.51%	26.71%
2016	(4.32%)	(2.76%)	2.53%	(1.60%)	5.36%	(4.40%)	6.62%	(1.84%)	3.78%	(1.74%)	(1.41%)	1.70%	1.15%	0.96%
2015												(0.19%)	(0.19%)	(0.19%)

* Inception date: December 17th, 2015.

COMMENTARY & HIGHLIGHTS

BG Equity Quantitative Trading delivered a negative return in February of -5.90%. Over the month, the Fund outperformed the the Euro Stoxx 50© Net Return by 2.56%, the Stoxx Europe 600© Net Return by 2.44 % and the MSCI Europe Momentum© Net EUR RT by 0.34%.

Year-to-date the Fund is -4.64%, outperforming the Euro Stoxx 50© Net Return by 6.25%, the Stoxx Europe 600© Net Return by 4.78%, and underperforming the MSCI Europe Momentum© Net EUR RT by 0.23%.

CUMULATIVE OUTPERFORMANCE

	MTD	YTD	ITD
vs Euro Stoxx 50© Net Return	2.56%	6.25%	17.08%
vs MSCI Europe Momentum© Net EUR RT	0.34%	-0.23%	1.23%
vs Stoxx Europe 600© Net return	2.44%	4.78%	13.94%

PORTFOLIO INFORMATION

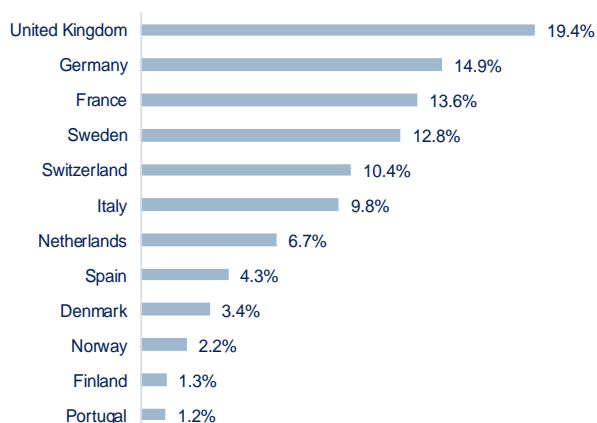
Top 5 Positions

1. CELLNEX	2.0%
2. ASM INTERNATIONAL NV	1.8%
3. PSP SWISS PROPERTY AG-REG	1.8%
4. EVOLUTION GAMING GROUP	1.7%
5. INGENICO	1.6%
Total	8.9%

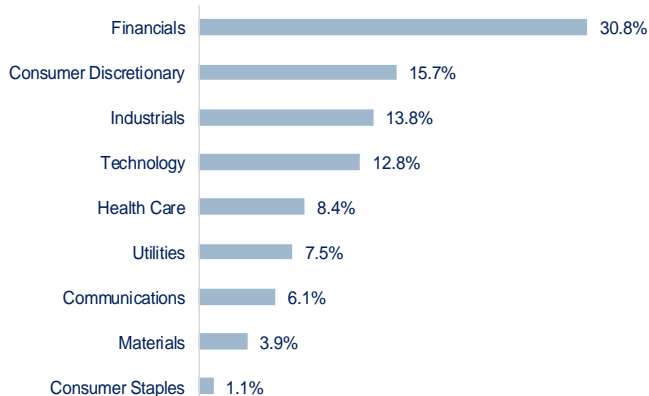
Market Cap

Small (<1bn EUR)	0.0%
Mid (1bn-5bn EUR)	46.8%
Large (5bn-20bn EUR)	40.4%
Mega (>20bn EUR)	12.8%

Country Exposure



Business Sector Exposure



FUND CHARACTERISTICS

- | | | | |
|-------------------------------|--|------------------------------|------------------------|
| • Legal Structure: | UCITS | • Base Currency: | EUR |
| • Inception date of the fund: | 17 December 2015 | • Min. Initial Subscription: | 1,000 EUR/USD |
| • Management company: | Boussard & Gavaudan
Asset Management LP | • Liquidity: | Daily |
| • Custodian: | CACEIS Luxembourg | • Dealing Deadline: | 10 a.m Luxembourg time |
| • Administrator: | CACEIS Luxembourg | • Settlement: | D+2 |
| | | • BG EQT I EUR ISIN: | LU1322516227 |

CONTACTS

- | | |
|--|--|
| • Boussard & Gavaudan Asset Management LP. | • Emmanuel Gavaudan, CEO, eg@bgam-uk.com |
| • 1 vine Street, London W1J 0AH, UK | • François-Xavier Baud, fx.baud@bgam-uk.com |
| • +44 203 751 5400 | • Benjamin Sturges, benjamin.sturges@bgam-uk.com |
| • info@bgam-uk.com | • Rafael Serrano, rafael.serrano@bgam-uk.com |
| | • Robin Lowe, robin.lowe@bgam-uk.com |

GROUP INVESTMENT TEAM

Emmanuel Boussard is Co-founding Partner and CIO of BG since 2002, with twenty-six years' experience. Prior to co-founding BG, Emmanuel worked in equity derivatives trading first at Bankers Trust in New York and then at Goldman Sachs, both in London and Paris. Emmanuel's responsibilities included European Equity Derivatives proprietary trading and French stock option book.

Etienne Becker is Co-CIO of BG and Head of Trading for European volatility and equity based strategies. With twenty-three years' experience, Etienne joined BG in 2004, having previously worked as a trader at UBS Warburg and Goldman Sachs International in London.

Disclaimer

This document is issued in the United Kingdom by Boussard & Gavaudan Asset Management LP ("BGAM"), which is authorised and regulated by the Financial Conduct Authority ("FCA"). This document may, where permitted by local laws and regulations, be distributed by Boussard & Gavaudan Gestion ("BGG") which is authorised and regulated in the Republic of France by the Autorité des marchés financiers.

This document relates to Boussard & Gavaudan Equity Quantitative Trading, a compartment of Boussard & Gavaudan SICAV (the "Fund"). Boussard & Gavaudan SICAV is registered under part I of the Luxembourg law of 17 December 2010 concerning undertakings for collective investment, as may be amended from time to time (the "Law"). The Fund qualifies as an Undertaking for Collective Investment in Transferable Securities under the Directive 2009/65/EC of the European Parliament and of the Council of 13 July 2009 on the coordination of laws, regulations and administrative provisions relating to undertakings for collective investment in transferable securities. The Fund is managed by Boussard & Gavaudan Asset Management LP on the basis of freedom of services pursuant to chapter 15 of the Law.

The distribution of this document in other jurisdictions may be restricted by law and persons who request or agree to receive this presentation are required to inform themselves of, and to comply with, any such restrictions. This document is not to be made available to any person in any jurisdiction where doing so would contravene any applicable laws or regulations. By requesting or agreeing to receive this document, the recipient confirms that it is aware of the laws in its own jurisdiction relating to the receipt of information relating to investment funds, and the recipient warrants and represents that it will not pass on or utilise the information contained in this presentation in a manner that could constitute a breach of such laws by BGAM, BGG, their affiliates, the Fund or any other person.

This document does not constitute or form part of any offer to issue or sell, or any solicitation of any offer to subscribe or purchase, any investment, nor shall it or the fact of its distribution or communication form the basis of, or be relied on in connection with, any contract therefore. Applications for investment in the Fund can only be made on the basis of the current prospectus of the Fund (the "Prospectus").

The Fund's future returns may vary materially from the performance information disclosed in this document. Past performance is not a reliable indicator of future results.

Investing in the Fund may expose an investor to a significant risk of losing all of the amount invested. There can be no assurance that the Fund's investment objectives will be achieved and investment results may vary substantially over time. The attention of investors is drawn to the section entitled "Risk Factors" in the Prospectus. The value of shares in the Fund can go down as well as up and is not guaranteed. Changes in rates of exchange may also cause the value of shares to fluctuate. Any reference to individual investments within this document should not be taken as a recommendation to buy or sell. Any person who is in any doubt about investing in the Fund should consult an authorised person specialising in advising on such investments.